

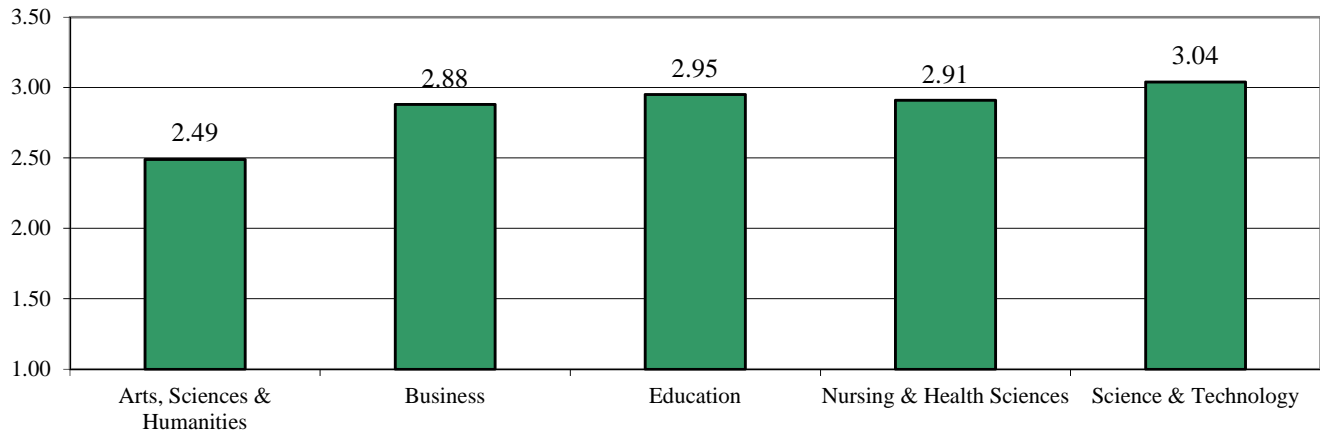
| University | AH | BU | ED | NH | ST |
|------------|----|----|----|----|----|
|------------|----|----|----|----|----|

(1=Never, 2=Sometimes, 3=Often, 4=Very often)

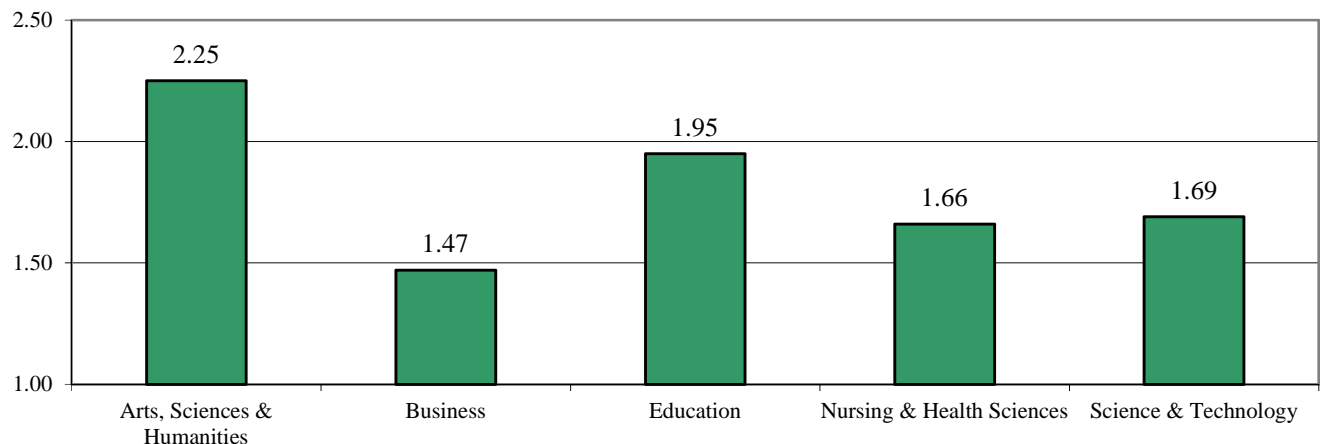
1. During the current school year, about how often have you done the following?

| | | | | | | | |
|----|---|-------|------|------|------|------|------|
| a. | Asked questions or contributed to course discussions in other ways | 2.96* | 2.90 | 2.76 | 3.29 | 3.03 | 2.99 |
| b. | Prepared two or more drafts of a paper or assignment before turning it in | 2.46 | 2.56 | 2.28 | 2.65 | 2.38 | 2.48 |
| c. | Come to class without completing readings or assignments | 1.95 | 1.97 | 1.82 | 1.81 | 1.97 | 2.10 |
| d. | Attended an art exhibit, play or other arts performance (dance, music, etc.) | 1.84* | 2.25 | 1.47 | 1.95 | 1.66 | 1.69 |
| e. | Asked another student to help you understand course material | 2.54* | 2.45 | 2.38 | 2.76 | 2.67 | 2.61 |
| f. | Explained course material to one or more students | 2.81* | 2.68 | 2.72 | 3.00 | 2.87 | 2.94 |
| g. | Prepared for exams by discussing or working through course material with other students | 2.54* | 2.34 | 2.39 | 2.78 | 2.74 | 2.71 |
| h. | Worked with other students on course projects or assignments | 2.80* | 2.49 | 2.88 | 2.95 | 2.91 | 3.04 |
| i. | Gave a course presentation | 2.67* | 2.48 | 2.80 | 3.03 | 2.58 | 2.81 |

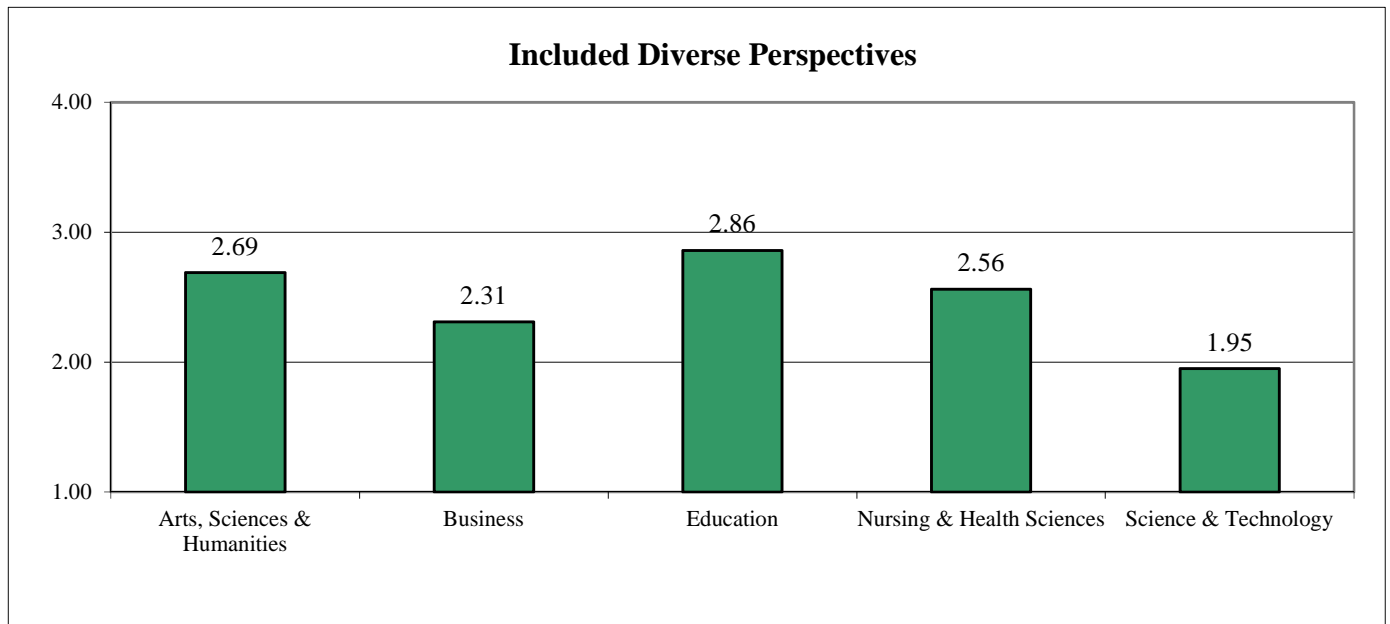
Worked with other students on course projects or assignments



Attended an art exhibit, play or other arts performance



| | | University | AH | BU | ED | NH | ST |
|--|--|--|------|------|------|------|------|
| 2. During the current school year, about how often have you done the following? | | <i>(1=Never, 2=Sometimes, 3=Often, 4=Very often)</i> | | | | | |
| a. | Combined ideas from different courses when completing assignments | 2.89 | 2.86 | 2.83 | 3.02 | 2.90 | 2.94 |
| b. | Connected your learning to societal problems or issues | 2.78* | 2.89 | 2.67 | 3.07 | 2.83 | 2.44 |
| c. | Included diverse perspectives (political, religious, racial/ethnic, gender, etc.) in course discussions or assignments | 2.49* | 2.69 | 2.31 | 2.86 | 2.56 | 1.95 |
| d. | Examined the strengths and weaknesses of your own views on a topic or issue | 2.76 | 2.82 | 2.73 | 2.98 | 2.75 | 2.56 |
| e. | Tried to better understand someone else's views by imagining how an issue looks from his or her perspective | 2.92 | 3.03 | 2.88 | 3.06 | 2.83 | 2.81 |
| f. | Learned something that changed the way you understand an issue or concept | 2.96* | 3.02 | 2.87 | 3.15 | 3.00 | 2.76 |
| g. | Connected ideas from your courses to your prior experiences and knowledge | 3.19 | 3.16 | 3.10 | 3.41 | 3.27 | 3.11 |
| 3. During the current school year, about how often have you done the following? | | <i>(1=Never, 2=Sometimes, 3=Often, 4=Very often)</i> | | | | | |
| a. | Talked about career plans with a faculty member | 2.41 | 2.34 | 2.27 | 2.45 | 2.52 | 2.56 |
| b. | Worked with a faculty member on activities other than coursework (committees, student groups, etc.) | 1.88 | 1.81 | 1.71 | 1.92 | 1.96 | 2.10 |
| c. | Discussed course topics, ideas, or concepts with a faculty member outside of class | 2.21* | 2.14 | 2.01 | 2.31 | 2.29 | 2.41 |
| d. | Discussed your academic performance with a faculty member | 2.29 | 2.24 | 2.16 | 2.42 | 2.35 | 2.37 |



| University | AH | BU | ED | NH | ST |
|------------|----|----|----|----|----|
|------------|----|----|----|----|----|

4. During the current school year, how much has your coursework emphasized the following?

1=Very little, 2=Some, 3=Quite a bit, 4=Very much

| | | | | | | | |
|----|---|-------|------|------|------|------|------|
| a. | Memorizing course material | 2.87 | 2.94 | 2.82 | 2.65 | 2.98 | 2.71 |
| b. | Applying facts, theories, or methods to practical problems or new situations | 3.18* | 3.00 | 3.19 | 3.43 | 3.24 | 3.31 |
| c. | Analyzing an idea, experience, or line of reasoning in depth by examining its parts | 3.04 | 3.04 | 2.89 | 3.13 | 3.05 | 3.13 |
| d. | Evaluating a point of view, decision, or information source | 2.93 | 3.02 | 2.88 | 3.04 | 2.96 | 2.71 |
| e. | Forming a new idea or understanding from various pieces of information | 2.95 | 3.01 | 2.81 | 3.04 | 2.91 | 3.10 |

5. During the current school year, to what extent have your instructors done the following?

1=Very little, 2=Some, 3=Quite a bit, 4=Very much

| | | | | | | | |
|----|---|------|------|------|------|------|------|
| a. | Clearly explained course goals and requirements | 3.24 | 3.20 | 3.36 | 3.40 | 3.16 | 3.24 |
| b. | Taught course sessions in an organized way | 3.19 | 3.20 | 3.28 | 3.23 | 3.14 | 3.11 |
| c. | Used examples or illustrations to explain difficult points | 3.21 | 3.20 | 3.29 | 3.17 | 3.19 | 3.20 |
| d. | Provided feedback on a draft or work in progress | 2.91 | 2.98 | 2.73 | 3.13 | 2.93 | 2.84 |
| e. | Provided prompt and detailed feedback on tests or completed assignments | 2.96 | 2.83 | 3.12 | 3.11 | 2.95 | 2.97 |

6. During the current school year, about how often have you done the following?

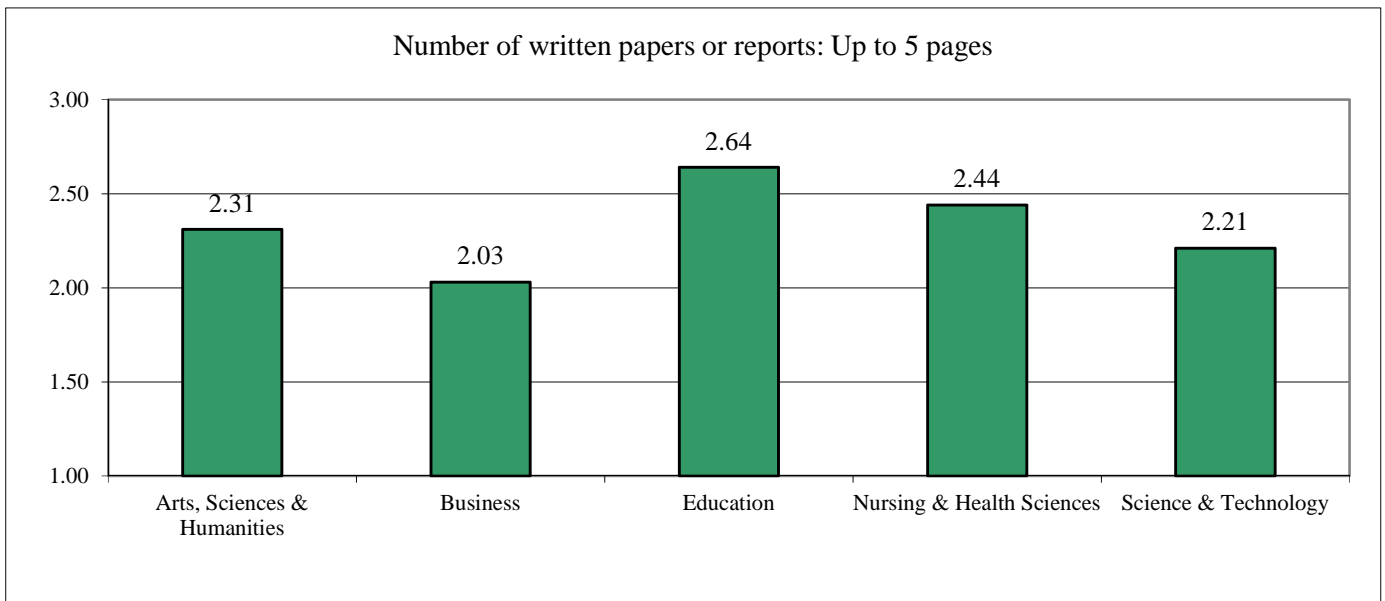
1=Never, 2=Sometimes, 3=Often, 4=Very Often

| | | | | | | | |
|----|---|-------|------|------|------|------|------|
| a. | Reached conclusions based on your own analysis of numerical information (numbers, graphs, statistics, etc.) | 2.60* | 2.34 | 2.82 | 2.36 | 2.68 | 2.93 |
| b. | Used numerical information to examine a real-world problem or issue (unemployment, climate change, public health, etc.) | 2.39* | 2.28 | 2.51 | 2.15 | 2.45 | 2.57 |
| c. | Evaluated what others have concluded from numerical information | 2.38 | 2.28 | 2.50 | 2.13 | 2.44 | 2.51 |

7. During the current school year, about how many papers, reports, or other writing tasks of the following length have you been assigned? (Include those not yet completed.)

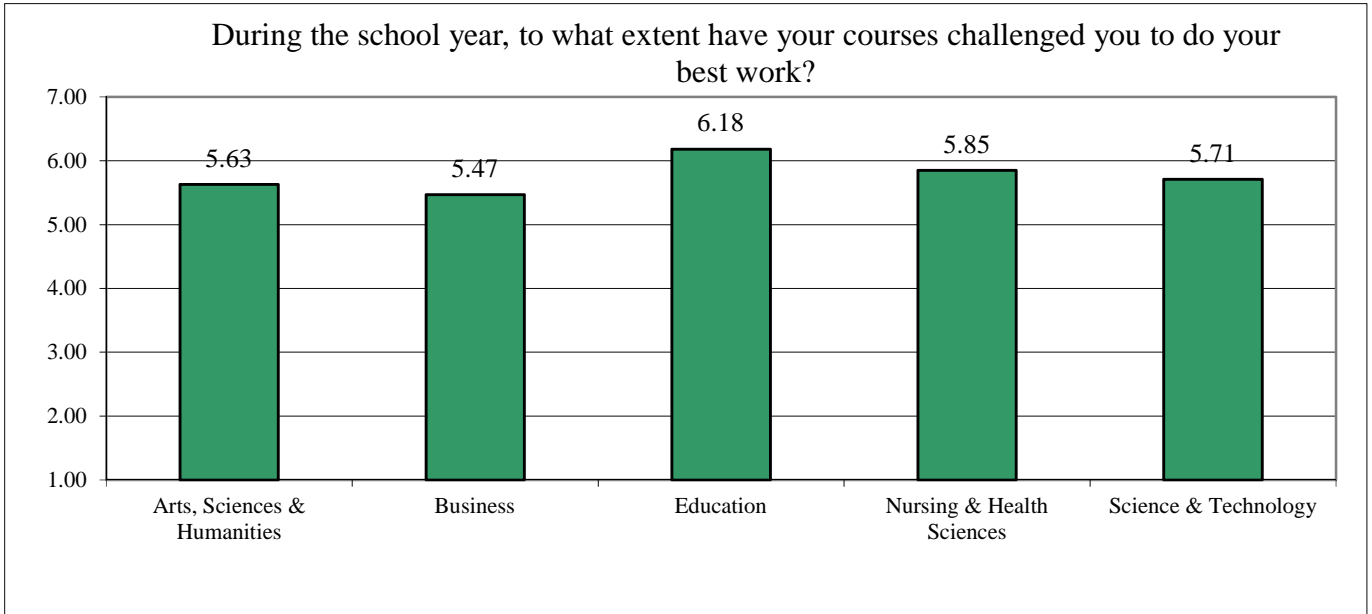
0=None, 1=1-2, 3=3-5, 4=6-10, 5=11-15, 6=16-20, 7=More than 20

| | | | | | | | |
|----|------------------------|-------|------|------|------|------|------|
| a. | Up to 5 pages | 3.29* | 3.38 | 2.80 | 4.26 | 3.31 | 3.09 |
| b. | Between 6 and 10 pages | 2.31 | 2.31 | 2.03 | 2.64 | 2.44 | 2.21 |
| c. | 11 pages or more | 1.78* | 1.71 | 1.60 | 2.36 | 1.89 | 1.63 |



| University | AH | BU | ED | NH | ST |
|------------|----|----|----|----|----|
|------------|----|----|----|----|----|

| 8. During the current school year, about how often have you had discussions with people from the following groups? | | <i>1=Never, 2=Sometimes, 3=Often, 4=Very Often</i> | | | | | |
|--|---|--|------|------|------|------|------|
| a. | People of a race or ethnicity other than your own | 3.14 | 3.11 | 3.12 | 3.00 | 3.24 | 3.16 |
| b. | People from an economic background other than your own | 3.08 | 3.06 | 3.00 | 3.16 | 3.10 | 3.15 |
| c. | People with religious beliefs other than your own | 2.98 | 2.96 | 2.95 | 2.89 | 3.02 | 3.06 |
| d. | People with political views other than your own | 3.01 | 3.01 | 3.05 | 2.98 | 2.97 | 3.03 |
| 9. During the current school year, about how often have you done the following? | | <i>(1=Never, 2=Sometimes, 3=Often, 4=Very often)</i> | | | | | |
| a. | Identified key information from reading assignments | 3.05 | 3.09 | 3.06 | 2.86 | 3.10 | 2.96 |
| b. | Reviewed your notes after class | 2.92 | 2.87 | 2.90 | 2.82 | 3.02 | 2.96 |
| c. | Summarized what you learned in class or from course materials | 2.93 | 2.98 | 2.77 | 2.77 | 3.00 | 3.03 |
| 10. During the current school year, to what extent have your courses challenged you to do your best work? | | <i>1=Not at All, 2, 3, 4, 5, 6, 7=Very Much</i> | | | | | |
| | | 5.71 | 5.63 | 5.47 | 6.18 | 5.85 | 5.71 |



11. Which of the following have you done or do you plan to do before you graduate?

Have not decided; Do not plan to do; Plan to do; Done or in Progress - Below indicates percent who responded "Done or in Progress"

| | | | | | | | |
|----|---|------|-----|-----|-----|-----|-----|
| a. | Participate in an internship, co-op, field experience, student teaching, or clinical placement | 56%* | 39% | 51% | 70% | 71% | 64% |
| b. | Hold a formal leadership role in a student organization or group | 30% | 27% | 31% | 27% | 34% | 32% |
| c. | Participate in a learning community or some other formal program where groups of students take two or more classes together | 27%* | 21% | 23% | 42% | 31% | 29% |
| d. | Participate in a study abroad program | 11% | 15% | 12% | 9% | 8% | 6% |
| e. | Work with a faculty member on a research project | 22%* | 24% | 17% | 9% | 18% | 36% |
| f. | Complete a culminating senior experience (capstone course, senior project or thesis, comprehensive exam, portfolio, etc.) | 42%* | 34% | 36% | 63% | 51% | 39% |

| University | AH | BU | ED | NH | ST |
|------------|----|----|----|----|----|
|------------|----|----|----|----|----|

12. About how many of your courses at this institution have included a community-based project (service-learning)?

1=None, 2=Some, 3=Most, 4=All

| | | | | | | |
|--|-------|------|------|------|------|------|
| | 1.78* | 1.57 | 1.66 | 2.57 | 2.01 | 1.54 |
|--|-------|------|------|------|------|------|

13. Indicate the quality of your interactions with the following people at your institution.

1=Poor, 2, 3, 4, 5, 6, 7=Excellent

| | | | | | | |
|--|------|------|------|------|------|------|
| a. Students | 5.57 | 5.45 | 5.46 | 5.82 | 5.69 | 5.61 |
| b. Academic advisors | 5.23 | 5.08 | 5.48 | 4.79 | 5.49 | 5.06 |
| c. Faculty | 5.70 | 5.73 | 5.69 | 5.70 | 5.66 | 5.67 |
| d. Student services staff (career services, student activities, housing, etc.) | 5.00 | 4.91 | 5.18 | 4.82 | 5.21 | 4.76 |
| e. Other administrative staff and offices (registrar, financial aid, etc.) | 4.84 | 4.76 | 4.98 | 4.70 | 5.07 | 4.54 |

14. How much does your institution emphasize the following?

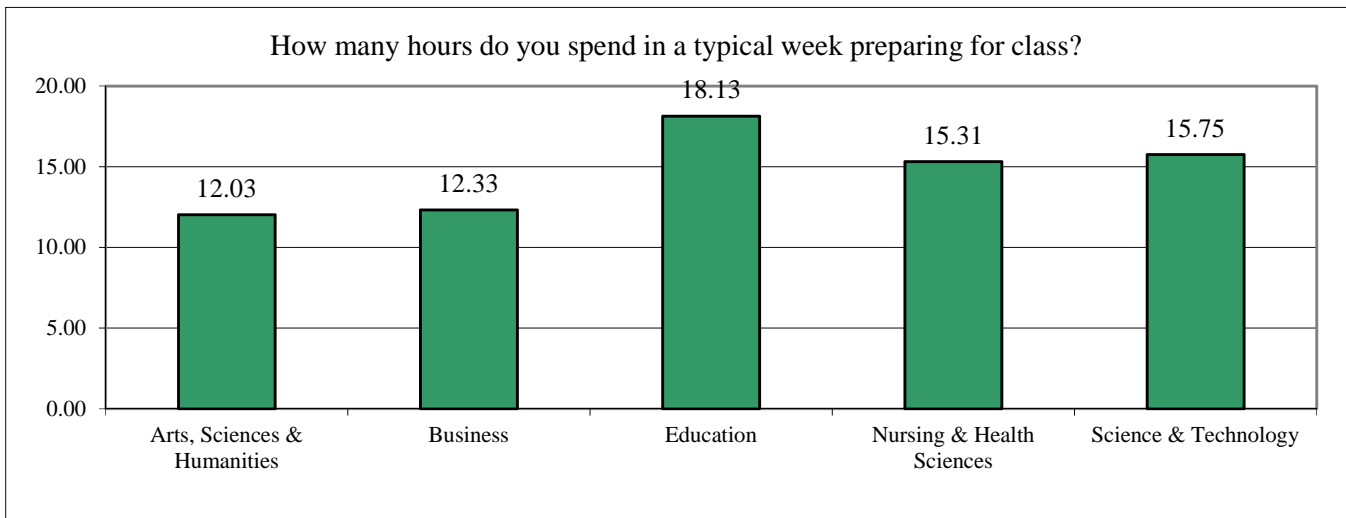
(1=Very Little, 2=Some, 3=Quite a Bit, 4=Very Much)

| | | | | | | |
|---|------|------|------|------|------|------|
| a. Spending significant amounts of time studying and on academic work | 3.13 | 3.05 | 3.21 | 3.05 | 3.11 | 3.24 |
| b. Providing support to help students succeed academically | 2.98 | 2.91 | 3.03 | 3.16 | 2.94 | 3.00 |
| c. Using learning support services (tutoring services, writing center, etc.) | 2.89 | 2.95 | 2.89 | 2.82 | 2.87 | 2.85 |
| d. Encouraging contact among students from different backgrounds (social, cultural, etc.) | 2.48 | 2.52 | 2.49 | 2.50 | 2.39 | 2.52 |
| e. Providing opportunities to be involved socially | 2.81 | 2.84 | 2.89 | 2.97 | 2.79 | 2.61 |
| f. Providing support for your overall well-being (recreation, health care, etc.) | 2.74 | 2.74 | 2.76 | 2.67 | 2.75 | 2.70 |
| g. Helping you manage your non-academic responsibilities (work, family, etc.) | 2.06 | 2.07 | 2.08 | 2.05 | 1.97 | 2.18 |
| h. Attending campus activities and events (performing arts, athletic events, etc.) | 2.66 | 2.68 | 2.71 | 2.77 | 2.68 | 2.45 |
| i. Attending events that address important social, economic, or political issues | 2.24 | 2.19 | 2.42 | 2.29 | 2.40 | 2.27 |

15. About how many hours do you spend in a typical 7-day week doing the following?

Recoded to Mid-Point of Range: 0=0 hrs, 3=1-5 hrs, 8=6-10 hrs, 13=11-15 hrs, 18=16-20 hrs, 23=21-25 hrs, 28=26-30 hrs, 33=more than 30 hrs

| | | | | | | |
|--|--------|-------|-------|-------|-------|-------|
| a. Preparing for class (studying, reading, writing, doing homework or lab work, etc.) | 13.95* | 12.03 | 12.33 | 18.13 | 15.31 | 15.75 |
| b. Participating in co-curricular activities (organizations, campus publications, etc.) | 4.47 | 4.28 | 3.56 | 4.41 | 5.19 | 5.00 |
| c. Working for pay on campus | 3.00 | 2.89 | 3.28 | 2.11 | 3.16 | 3.15 |
| d. Working for pay off campus | 14.81 | 16.21 | 16.22 | 14.95 | 13.39 | 12.06 |
| e. Doing community service or volunteer work | 2.69 | 2.98 | 1.60 | 2.76 | 3.23 | 2.58 |
| f. Relaxing and socializing (time with friends, video games, TV or videos, keeping up with family, etc.) | 10.55 | 11.07 | 9.93 | 8.31 | 10.35 | 11.85 |
| g. Providing care for dependents (children, parents, etc.) | 6.99 | 6.50 | 6.54 | 9.44 | 7.11 | 7.02 |
| h. Commuting to campus (driving, walking, etc.) | 6.08 | 5.99 | 6.08 | 5.08 | 6.42 | 6.32 |



*Significant difference between colleges

| University | AH | BU | ED | NH | ST |
|------------|----|----|----|----|----|
|------------|----|----|----|----|----|

| | | | | | | | |
|--|-------|-------|------|------|------|------|------|
| 16. Of the time you spend preparing for class in a typical 7-day week, about how much is on assigned reading? | | | | | | | |
| | 2.47* | 2.76 | 2.36 | 2.13 | 2.46 | 2.19 | |
| 17. How much has your experience at this institution contributed to your knowledge, skills, and personal development in the following areas? | | | | | | | |
| | | 3.09 | 3.24 | 3.01 | 3.03 | 3.01 | 3.05 |
| a. Writing clearly and effectively | | 3.02 | 3.02 | 3.06 | 3.26 | 2.95 | 2.97 |
| b. Speaking clearly and effectively | | 3.30 | 3.33 | 3.19 | 3.41 | 3.25 | 3.41 |
| c. Thinking critically and analytically | | 2.89* | 2.59 | 3.27 | 2.56 | 2.84 | 3.34 |
| d. Analyzing numerical and statistical information | | 2.99* | 2.76 | 3.19 | 3.46 | 3.12 | 2.77 |
| e. Acquiring job- or work-related knowledge and skills | | 3.10* | 2.92 | 3.19 | 3.31 | 3.22 | 3.08 |
| f. Working effectively with others | | 2.91* | 2.71 | 3.06 | 3.15 | 3.05 | 2.79 |
| g. Developing or clarifying a personal code of values and ethics | | 2.87 | 2.82 | 2.85 | 3.11 | 2.95 | 2.72 |
| h. Understanding people of other backgrounds (economic, racial/ethnic, political, | | 2.86 | 2.70 | 2.83 | 2.87 | 2.96 | 3.06 |
| i. Solving complex real-world problems | | 2.63 | 2.59 | 2.61 | 2.62 | 2.73 | 2.60 |
| j. Being an informed and active citizen | | | | | | | |
| 18. How would you evaluate your entire educational experience at this institution? | | | | | | | |
| | 3.33 | 3.24 | 3.46 | 3.44 | 3.31 | 3.31 | |
| 19. If you could start over again, would you go to the same institution you are now attending? | | | | | | | |
| | 3.37* | 3.22 | 3.42 | 3.74 | 3.39 | 3.38 | |

